

**TRACKING THE ASTRONAUTS IN APOLLO "11"
WITH DATA FROM APOLLO "8" INCLUDED**

.....
*A QUANTATIVE EVALUATION OF THE
WELL BEING OF THE THREE MEN*

.....
**THROUGH THE PERIOD
from
TWO DAYS BEFORE LIFT OFF
until
THE QUARANTINE ENDED**

.....
**A CONSOLIDATED REPORT
SECOND PRINTING**

.....
BY LOUISE and GALEN HIERONYMUS

TABLE OF CONTENTS

Page

- 2 - Introduction by Rolf Schaffranke
- 3 - Comments by George W. Van Tassel
- 4 - Foreward by T.G. Hieronymus
- 5 - Lunar Radiation Belts
- 6 - Important Time Periods - Apollo "11" Flight
- 7 - The Moon as a Health Resort
- 8 - Condition of Astronaut "A" - Apollo "11"
- 9 - Condition of Astronaut "B" - Apollo "8"
- 10 - High "G" Stress - Lift Off vs 6 Hours After - Apollo "8"
- 11 - High "G" Stress - Lift Off vs 1 Hour Before - Apollo "8"
- 12 - High "G" Stress at Lift Off - Apollo "11" and "8"
- 13 - Eloptic Energy Explained
- 14 - Analyzing the Test Data
- 15 - Test Data Sheet - Astronaut "A" - Apollo "11"
- 16 - Test Data Sheet - Astronaut "B" - Apollo "11"
- 17 - Test Data Sheet - Astronaut "C" - Apollo "11"
- 18 - Test Data Sheet - Astronaut "A" - Apollo "8"
- 19 - Test Data Sheet - Astronaut "B" - Apollo "8"
- 20 - Test Data Sheet - Astronaut "C" - Apollo "8"
- 21 - Eloptic Energy Travels on Light Rays
- 22 - Patents Covering Eloptic Energy

ADVANCED SCIENCES
RESEARCH and DEVELOPMENT CORPORATION, Inc.

8405 N.. W. 59th Place
Ft. Lauderdale, Florida 33313

\$3.00 per copy postpaid

INTRODUCTION

By Rolf Schaffranke

" I am too much of a skeptic to deny
the possibility of anything ".
(Thomas Huxley)

An experienced and well-known American engineer, - Fellow of the American Institute of Electrical and Electronic Engineers, a Registered Professional Engineer, takes a device, protected by US, - Canadian, - and British Patents and named after him, and three pictures of American astronauts about to orbit the moon ; with the help of a skilled operator and a mysterious, but very real and factual resonance phenomenon, he is able to track and monitor all physiological functions of the astronauts from planet earth to the moon and back again.

Sounds absolutely crazy. Yet it really happened, first, during the Apollo-8 flight in Dec. 1968 and was repeated again during the Apollo-11 flight in August 1969. It is repeatable anywhere, anytime, as has been proven out by the information attached.

Before you dismiss this report as " science fiction ", let us recall that the phenomenon of " psychometry " is as old as the history of men. The Kahunas, the Polynesian priests of old knew about a state of permanent resonance, a state of inter-dependence of an object belonging to a distant person, and the person as biological entity. They referred to this mysterious connection as "aka- threads".

When the famous Scottish crowning stone disappeared from its place in Westminster Abby in 1950, Scotland Yard did not hesitate to utilize the phenomenon of psychometry thru the services of Peter Hurkos, the Dutch sensative - and promptly recovered the relic.

A clear thinking Swiss professor, Eugen Matthias, published a summary of his lifetime researches in a book titled (translated) "The Radiation From Man Proclaim His Whole Being." Dealing with what he calls a "prephysical state of matter", Matthias was able to put a photograph of a person in the circuit of his instrument, and determine that person's characteristics from the silver halide in the emulsion. In a small private research lab in Oxford, England, Mr. George De La Warr pursues research along similar lines. His co-authored books "Worlds Beyond The Atom", and "Matter In The Making" are thought-provoking to the extreme, and should be of vital concern to all.

However, as the saying goes, "every progressive spirit is opposed by a thousand men appointed to guard the past". The Hieronymus experiment is an adventure into uncharted territory. The potential for future space programs and other applications is breathtaking. Obviously, we are not dealing with any form of energy or radiation officially known to science at the present time. This writer, - and with him other observers,- is convinced the described experiment will have a history making impact. He is further convinced that there is a physical basis for this phenomenon yet to be discovered. This conviction is shared by numerous other engineers and scientists.

In the past, whenever new inventions or discoveries became completely "unaccountable" to the orthodox men then in power, pioneers were imprisoned like Galileo, or burned at the stake like Giordano Bruno. In the past, mankind was not exactly kind to her pioneers. How many care to recall that Prof. Goddard was called "moon-mad Goddard" in his days ?

Above all, there is a very urgent message to the American people in this experiment. If we don't pursue this exiting field of research, other nations and ideologies will certainly do so !

0-0-0-0-0-0-0-0-0

COMMENTS

By George W. Van Tassel
Designer of the "Integratron"

Although the tracking of the Apollo Astronauts, by T. Galen Hieronymus, is a historical breakthrough in energy detection because of the distance involved; the media of conduction is the important discovery.

The fact that no transmitter, or telemetry, is necessary to weigh down the space capsule; the energy goes around, or through solid objects that shield out radio, and appears to have no signal loss over vast distances, verifies and conforms to other advanced researches.

In our research, this absolute conductor has been called "Mind". It has been called many things, and "Eloptic Energy" is as good as any of the others. It is a static universal conductor. It is capable of unlimited frequencies, and time, distance, or speed, is not involved in its operation as a conductor. It permeates all space, and matter, and resonates in perfect harmonics in unlimited octaves beyond human understanding. Magnetism, electricity, optics, atomics, molecular, cellular, solar, and galactic laws, are only parts of its total immensity.

Lakovsky, De La Warr, Drown, Baxter, and many other private researchers have verified this unlimited conductor. The universal duality, or positive and negative polarities, seems to be the only law that requires a decision on the part of humans to manifest its results.

If all of the researchers who comprehend this vast unlimited power, could be gathered together to correlate their findings, science and the understanding of universal law would be advanced by many hundreds of years. This of course would eliminate the experts who guard the past, and at present hold back the future, to protect their status.

Progress has always been the result of the trailblazers who didn't know the principle wouldn't work. George Westinghouse found his future in Nikola Tesla, the father of alternating electricity.

FOREWORD

MONITORING THE FLIGHT OF APOLLO "11" BY ELOPTIC ENERGY

We monitored Apollo "11" from Mon. Aug. 14th, 1969, two days before Lift Off until the end of the quarantine period, Sun. Aug. 10th, 1969, The same procedures were followed as those used during the monitoring of Apollo "8" last December. Later in this report will be found a short description of the procedure followed and a description of the phenomena known as ELOPTIC ENERGY that was utilized. This report is primarily written for the purpose of giving information, uncovered during the flight, that should be of interest to those in responsible positions connected with the Apollo Program and to those Lay People who are interested in new ideas and discoveries and who want to keep themselves posted on what is going on in this most interesting world of ours.

Since a great deal of the information obtained during the Apollo "8" flight can be correlated with that obtained from the Apollo "11" flight and since only 300 copies of the Apollo "8" report were printed and they are all gone, I am including some of the Test Data from the earlier flight in this report.

LETHAL MOON RADIATION BELT DISCOVERED

Of all the Data collected and information uncovered by us during this flight, perhaps the most important and startling is that there is a LETHAL RADIATION BELT ON THE MOON, apparently extending from about 65 miles above the Moon Surface, down to approximately 15 feet above the Moon Surface. At this later point, the belt stops suddenly and the Moon Surface seems to be very pleasant and most healthful for the Astronauts who were walking on the Moon Surface.

During Apollo "8" flight, when the men were very near the Moon, there was a noticeable drop in their general vitality values and an increase in the Carcinogenic readings. We were watching for this condition during Apollo "11" flight and it was observable as the men approached the Moon. While they were in orbit about 60 miles up, there was some effect. Naturally, we expected the effect to increase as two of the men dropped down toward the surface and to be greatest when they were actually walking on the Moon. The first part happened as expected, the vitalities dropped and the Pathologies increased until the men actually stepped down on the Moon, then everything reversed. See the graphs covering this situation, At first, we were not sure as to whether the great increase in this effect was caused by something in the Lunar Lander, or whether it was entirely from some Moon Radiation. A careful study of the exact time when the men were in the Lander but out near the 60 mile orbit position and when the Lander was near the Moon Surface, revealed that the effect was quite definitely from the Moon. This will be more fully covered in this report.

HEALTH OF THE ASTRONAUTS

Everyone will agree that the health of the Astronauts is of very great importance during the flight. A study of the Test Data taken during the two flights will reveal that some of the six men were not in the best of health at the start of their flight, but their health improved significantly after they were well on their way to the Moon. More on this subject will be given later in the report.

This is primarily a Layman's report. Any medical man who wants the facts can find enough information to keep him busy for a long time, analyzing the six sheets of test data taken during the two flights. For this reason, the three Apollo "8" test sheets are included with the Apollo "11" test sheets in this report.

September 4, 1969.

Sincerely,

Galen Hieronymus.

LUNAR RADIATION BELTS

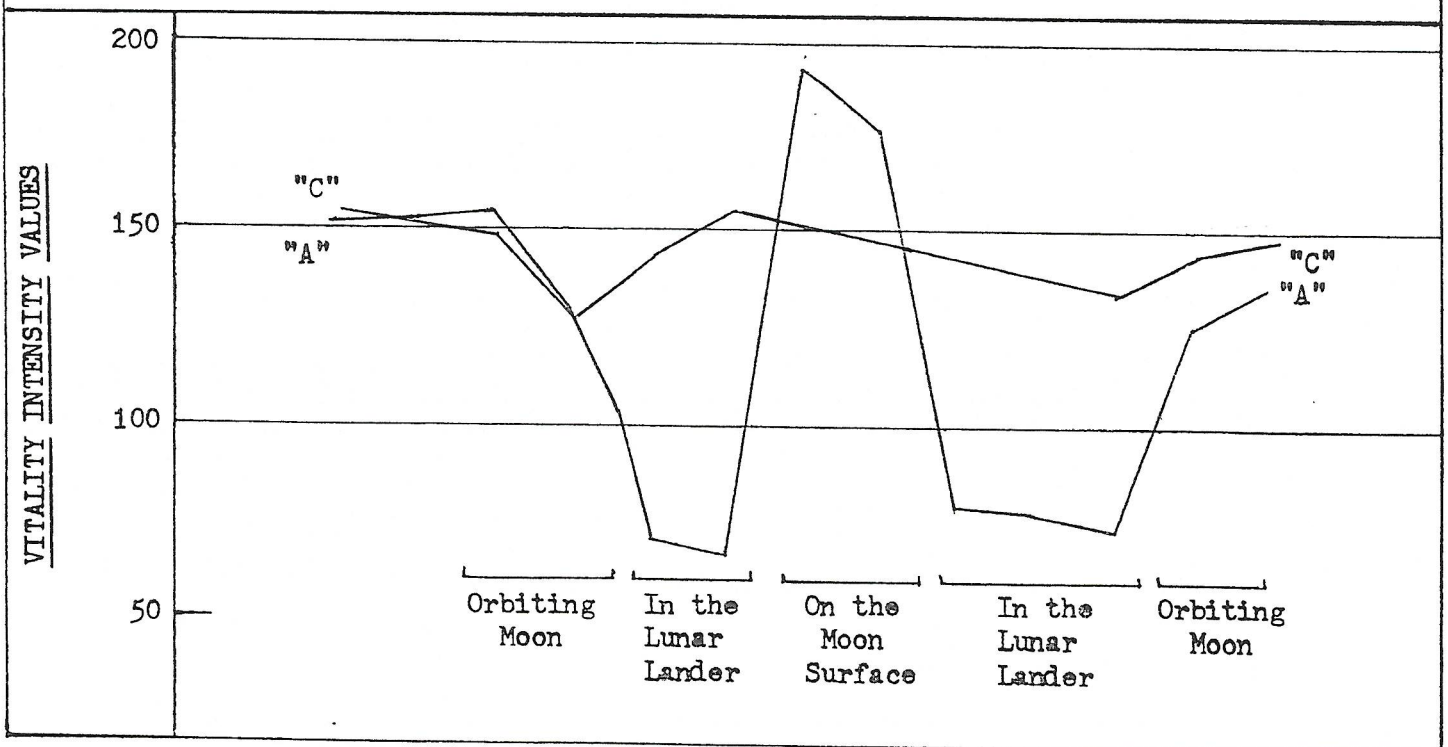
The Moon has two RADIATION BELTS, one GOOD and one BAD. Perhaps it would be more correct to call the BAD one LETHAL. Our tests show that all the Vitality values go down to just above half normal and the Carcinogenic readings go sky high.

The reverse is true for the GOOD belt and we might call it a BENEFICIENT BELT. All of the Vitality readings go higher than at any other time during the entire flight and the Carcenogenic values go down to almost nothing.

The above statements sound weird and no claims are made for them. They are however, based on the tests we made and the data recorded on the Data sheets. We do not know whether the condition found at the exact place on the Moon, where the Astronauts landed will also be found on some other place on the Moon surface. We are quite sure as to the condition 60 miles up from the surface because we could make many tests while the two flights were orbiting several times each, around the Moon.

In order for this information to be more easily understood, I have shown the data from the Apollo "11" Flight, graphically below. The Vitality readings for the three men are shown plotted for various times while they were in the Moom area. The curves for the two men who walked on the Moon are almost identical while the curve for the third man is almost flat across the graph.

Note that each of the men, who walked actually on the surface, are shown for more than one set of tests in each condition. All three men show similar values while orbiting at the 60 mile height. Both men show the same very low values while in the Lunar Lander but about 15 feet above the Moon surface. Two sets of tests were made on each man. Both show extremely high readings during the time they were walking on the Moon surface and again, there were two sets of tests made. When they again were up in the Lunar Lander about 15 feet above the surface, the readings were again very low and since they were in that location for many hours, we ran three sets of tests on each man. As they left the surface and went up to rendezvous with the Command Module, note that their readings again were similar to the readings of the third man who had been orbiting the Moon all this time.

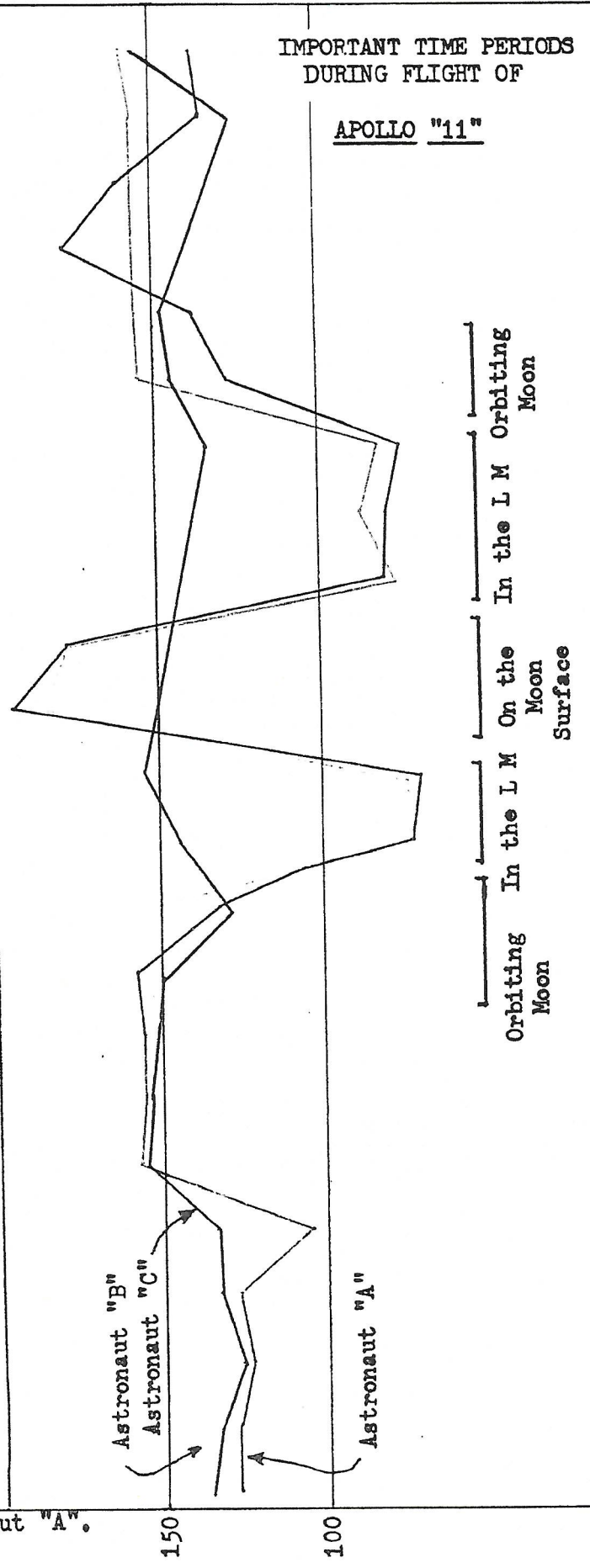


IMPORTANT TIME PERIODS
DURING FLIGHT OF

APOLLO "11"

Numbers refer to columns on Data Sheets Other information from notes.

18	Sunday August 10th (End of quarantine)	2:40 PM
17	Tuesday July 29th	3:00 PM
16	In Earth's atmosphere	+8D +0307
15	Approaching Earth	+8D +0247
14	Enroute to Earth	+6D +0730
13	Back in Moon Orbit	+5D +1151
	Lift Off from Moon	+5D +0424
	In L M on Moon	+5D +0413
12	In L M on Moon	+5D +0115
11	In L M on Moon	+4D +1540
10	Men on Moon Surface	+4D +1337
	Men on Moon Surface	+4D +1324
	In L M on Moon	+4D +1223
9	In L M on Moon Touchdown	+4D +0731 +4D +0645
	Sunday 20th	+4D +0343
7	Saturday 19th Into Lunar Orbit	+3D +0553 +3D +0355
	Near the Moon	+3D +0254
	Friday 18th	+2D +1339
6	Friday 18th	+2D +0147
5	Thursday 17th	+1D +1243
4	Six Hours after Lift Off	+0612
3	LIFT OFF Wed. 16th 9:32 AM	_0001
2	One Hour before Lift Off	8:02 AM
1	Two Days before Lift Off	2:35 PM



NOTE - Times shown are for Astronaut "A".

THE MOON AS A HEALTH RESORT

Naturally, that Caption sounds quite far fetched, but is it? Just take a look at the data contained in Column "1" of the Data Sheet for the Astronaut "A" of the Apollo "11" Flight. This shows his condition two days before Lift Off. Then compare it with the Data in Column "10" of the same Data Sheet, which shows his condition while Walking around on the Surface of the Moon. This Data is plotted in graph form below.

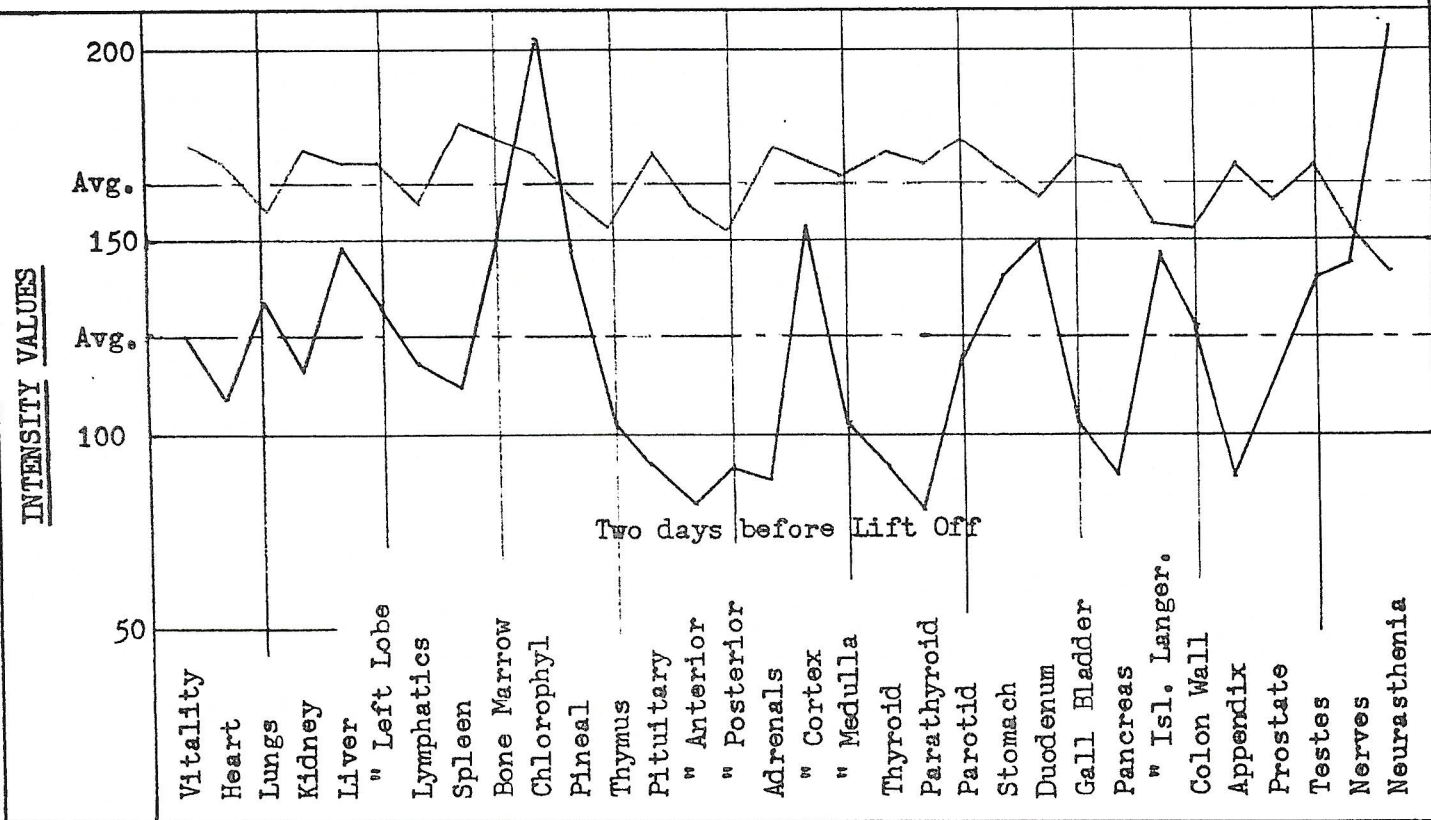
Note that the Astronaut's condition while walking on the surface of the Moon is very uniform, and all of the values are quite high. (Shown Red)

Note the irregularity of the lower graph and compare it with the Average of all the values (shown by a line marked "Avg."). There are 44 points difference between the two Average lines.

The most important item I wish to bring out in connection with this chart, is the apparent healthful conditions found on the Moon surface.

While he was walking on the Moon, his vitality readings were the most uniform and were the highest during the entire time from two days before Lift Off until the end of the quarantine period after the flight. On the other hand, the Carcenogenic readings were the lowest for the same period of time.

There is a JOKER however. As shown by the tests run while the two men were up approximately 15 feet above the surface (in the Lunar Lander) he had better not live in the upper floor of a two story house.

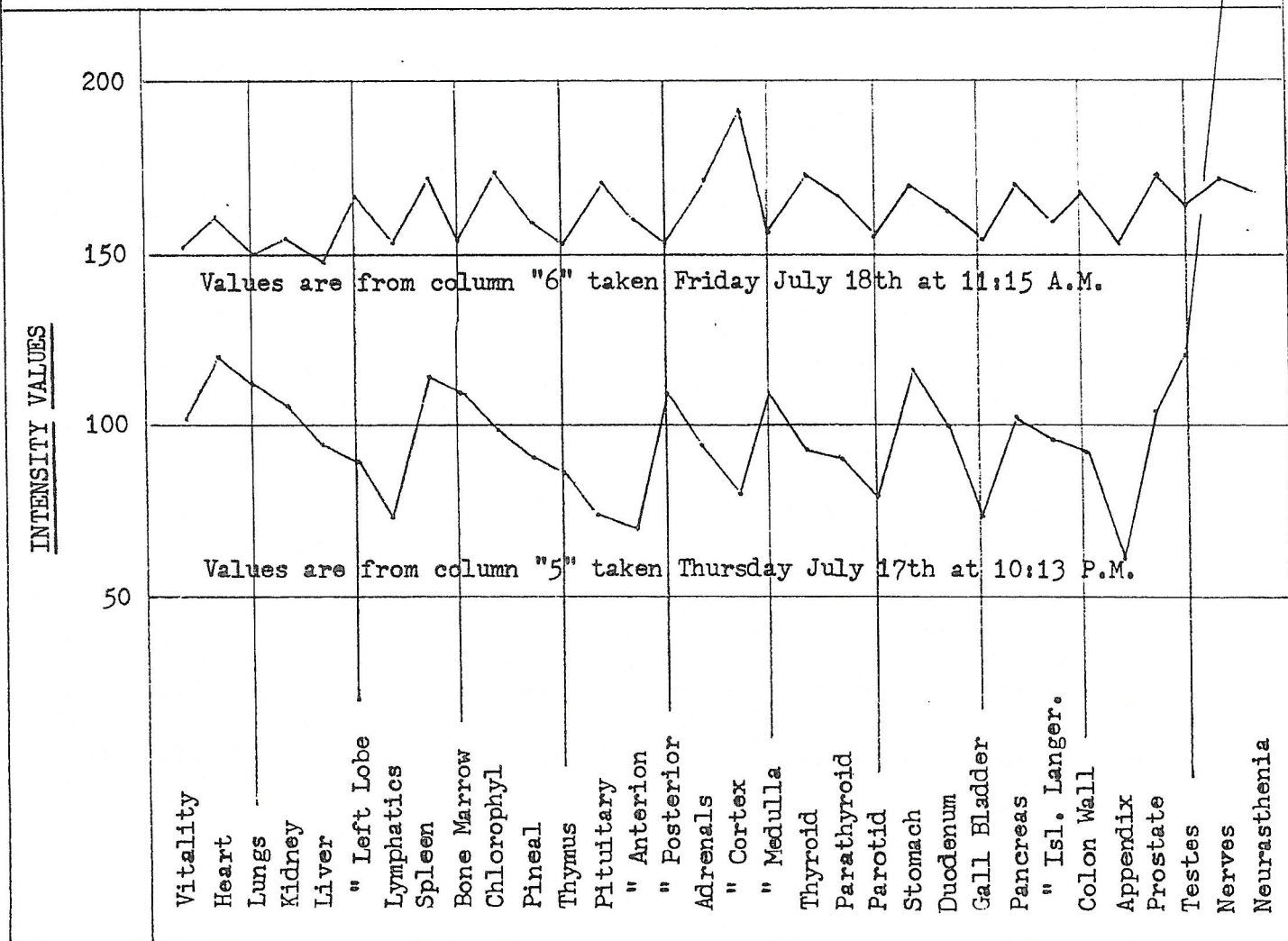


CONDITION OF ASTRONAUT "A" AT BEGINNING OF APOLLO "11" FLIGHT

Information shown on the DATA SHEETS indicates that Astronaut "A" was not in as good physical condition at the start of the flight as were the other men. Compare the data in column "1" for each man. All three men showed the effects of High "G" stress (shown in column 3) but the other two men recovered sooner. Reference to data sheet column "5" will verify this.

Sometime late Wednesday July 16th he probably ate something that was not good for him or that he could not digest properly under the circumstances. The Pathology readings, shown at the lower end of each column on the data sheets indicate trouble. 10-81 went up from 75 to 280 and 10-65 went from 94 to 360. Both these rates are often found in milk or milk products. 18-36 is a poison spray often found on vegetables. We found 1500 points of 8.5-48, another poison used as a vegetable spray. 29-33 went from 89 to 390 and this can cause headaches. There were 900 points of 38-12 which can cause stiff neck. The rate 12.5-13.5 is often found in people who are allergic to tomatoes or tomato products. We found 1500 points of this rate and that alone could have caused much discomfort.

Something happened to Astronaut "A" between Thursday July 17th at 10:13 P.M. and Friday July 18th at 11:15 A.M. Compare columns 5 and 6. The data in these two columns has been plotted graphically and is shown below. It would be most interesting to know just what happened during this period of approximately 13 hours. He shows such a vast improvement in a very short period of time, so that something must have happened to him.



CONDITION OF ASTRONAUT "B" OF APOLLO "8" BEFORE THE FLIGHT

Why were several of the Astronauts in such poor condition just before their flight? I would consider this question of paramount importance.

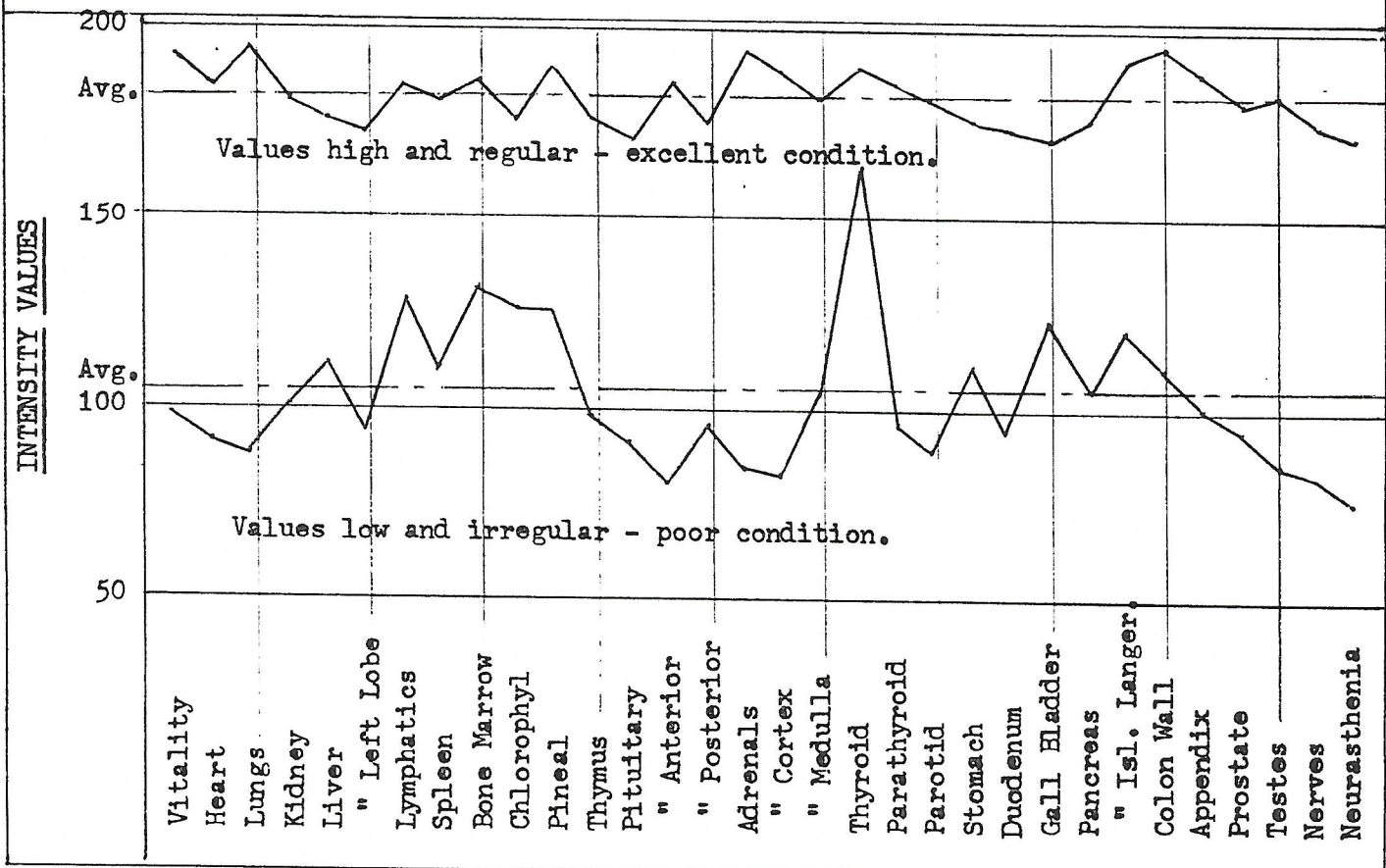
Take the case of Astronaut "B" of the APOLLO "8" flight as an example. Look at the graphs below. They are plotted from the data sheet for this man and show data from column "1" for two days before the flight and column "11" for four days after Lift Off, when he was enroute back to Earth from the Moon.

One would expect that he would be much the worse for wear after four days cooped up in the small capsule, after the stress of Lift Off, getting out of Earth's orbit, getting into Lunar orbit, getting out of that orbit and into position for returning to Earth, than he was two days before starting.

Yet the reverse seems to be true. The upper graph is almost flat, showing a very balanced condition and the values are all quite high, showing a very healthy condition, while he was on the way home to Earth.

Note the lower graph showing his condition two days before starting the trip. The values are almost all low and they are quite unbalanced. The average of all values for the upper graph is 182 and for the lower graph is 105. This is a difference of 77 which is of considerable importance.

I cannot make any reasonable judgement as to why. I can only point out what the tests show. I have no way of knowing what unusual conditions of exercise or physical training he went through or what shots he may have been given that might have impaired his health. Lets hope that some one who has the data will make a study of the situation and report on it.

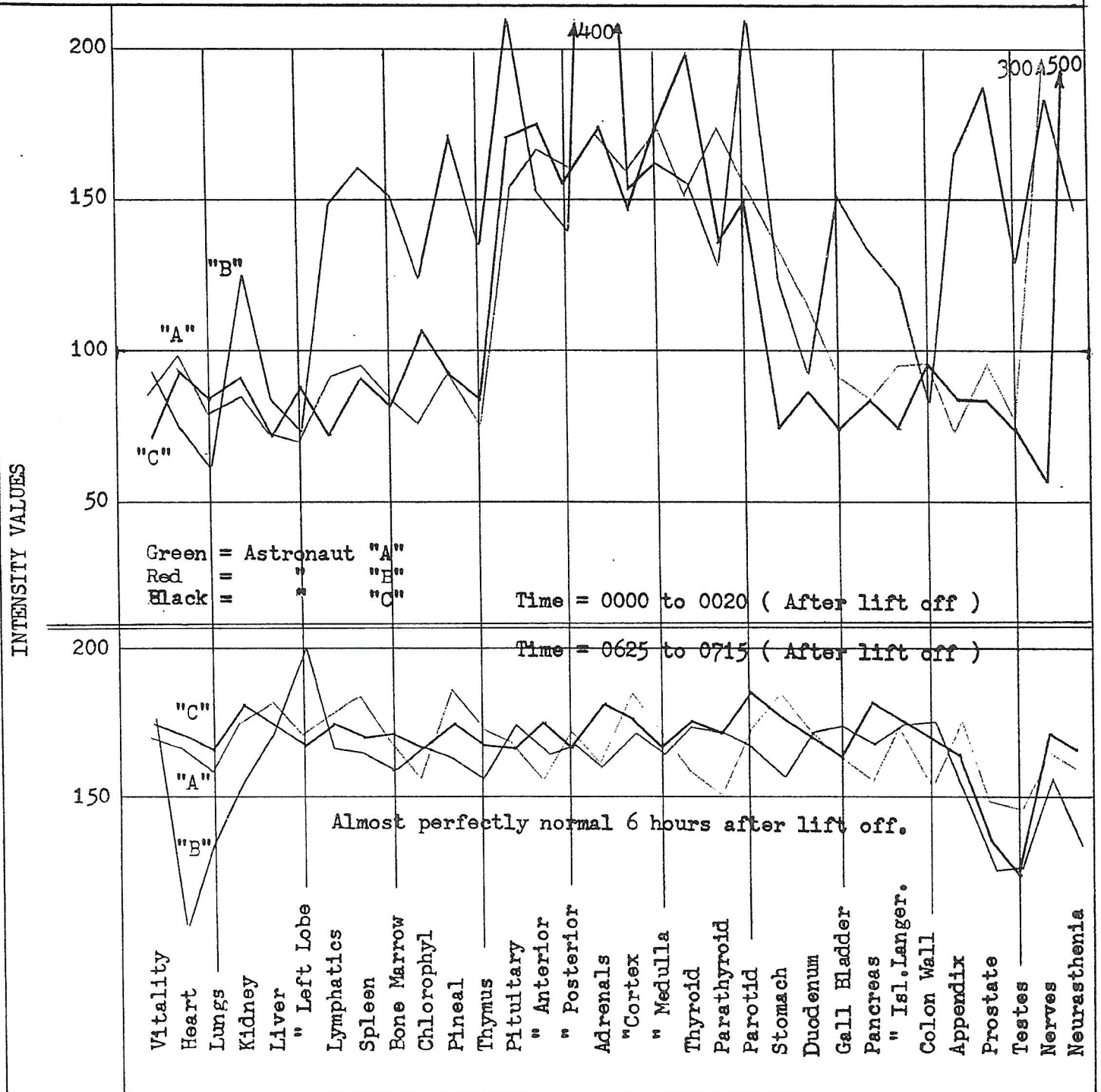


Astronauts under HIGH "G" STRESS at Lift Off of APOLLO "8"

The upper graph shows the condition of the Astronauts immediately after Lift Off, of Apollo "8". The lower graph shows the same but for six hours after Lift Off.

Two of the men, "A" and "C" are very similar. "B" shows quite a different result. My first conclusion was that the two curves that were similar, represented the effect that should be expected during High "G" Stress of Lift Off. I do not now believe this conclusion is correct, after studying the curves under similar conditions during Apollo "11" Lift Off. This graph was in the APOLLO "8" report. I am including it in this report because it is important for comparison purposes.

Compare this with the graph showing "1" Hour before Lift Off vs High "G" Stress.

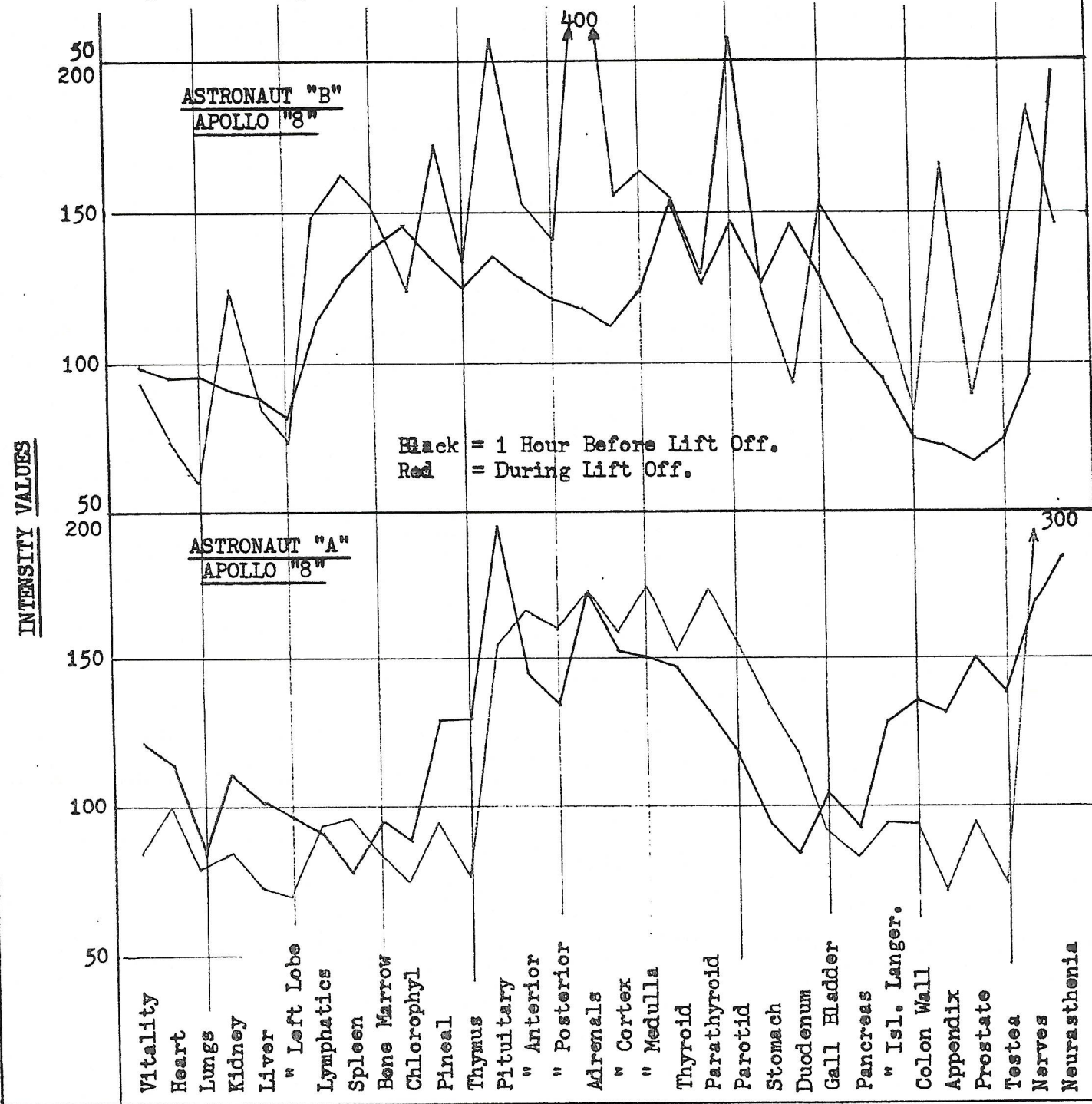


EFFECT OF HIGH "G" STRESS AT APOLLO "8" LIFT OFF

The Black curve shows the condition of Astronauts "A" and "B" of Apollo "8" one hour before Lift Off. The Red curve shows their condition during Lift Off. I believe that the condition before Lift Off should have considerable effect upon the readings that were taken during the High "G" Stress period.

There is some reason why these men should be so unbalanced an hour before Lift Off. Perhaps a good Psychologist should analyze the Test Data for reasons. It could be the physical condition of the men. If it is, then they were subjected to something undesirable that impaired their ability to withstand the rigorous effects of Lift Off.

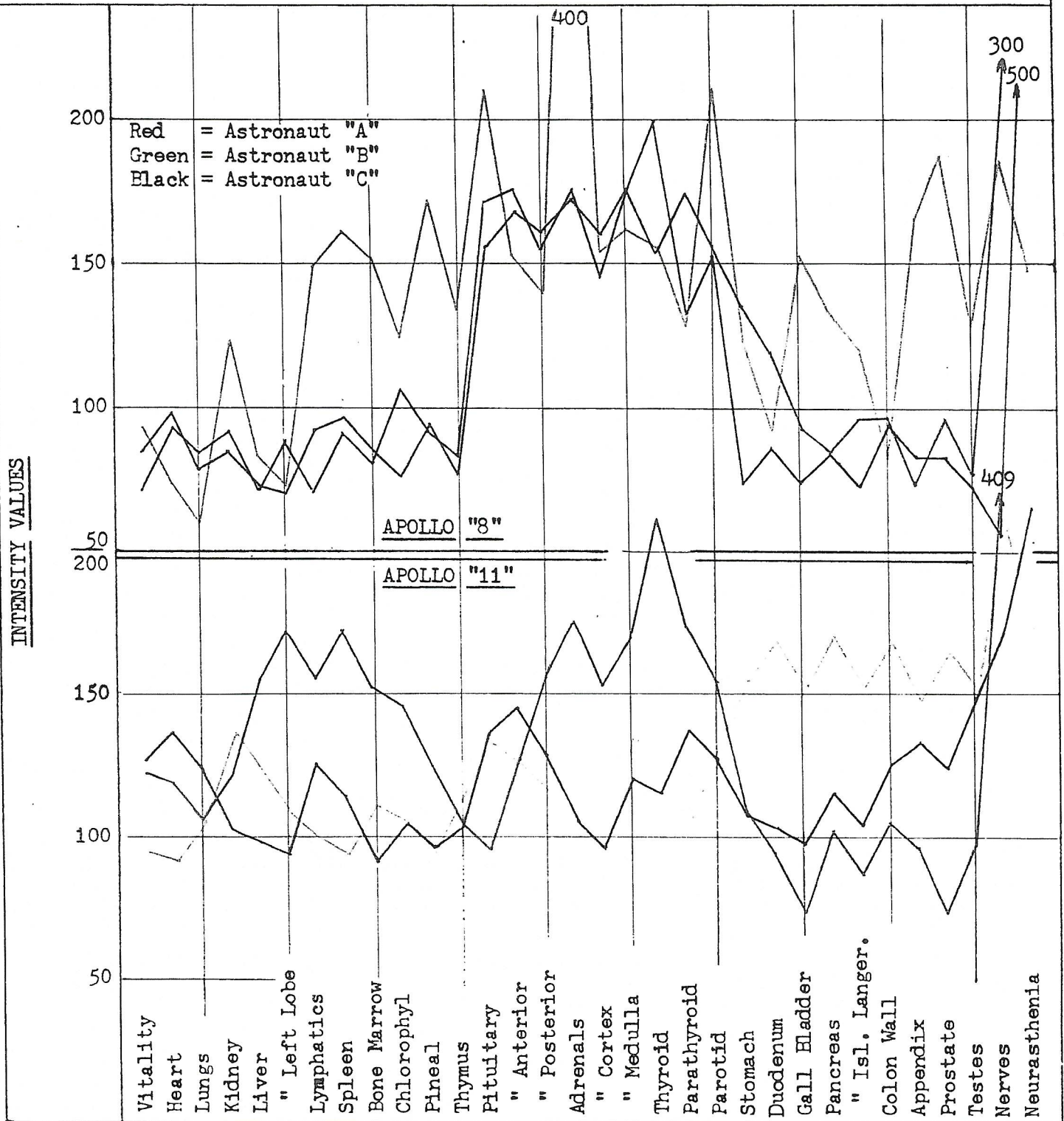
I hope this situation can be resolved so men in future flights will have a better chance for good starting conditions that these Astronauts had.



Comparing APOLLO "8" and "11" - HIGH "G" STRESS at Lift Off.

Charted below are the effect of HIGH "G" STRESS on the men during Lift Off of the two flights, or so I once thought. Now, I am not so sure. I have accurately charted the data we measured. Its interpretation is something else. At first, I thought the two curves of Astronauts "A" and "C" of APOLLO "8" were what should be expected until I had added the curves of APOLLO "11" flight. Then I looked for other information and found that the condition of each man just before the flight might have a very important effect on the values taken during Lift Off.

This sheet shows only the curves of data taken the first 25 minutes of flight. Another sheet shows how conditions an hour before might effect those at Lift Off.



ELOPTIC ENERGY

There is an energy radiating from, or a force field surrounding each isotope of each element of material matter in the universe.

When two or more elements are joined together into a molecule, of matter, that molecule radiates an energy that is peculiar to that molecular combination.

When several molecules of matter are joined together into a complex compound, the compound radiates an energy that is peculiar to that compound.

Instruments have been invented and patented that can "tune in" to the radiations above referred to. By careful and skilled use of such instruments, it is possible to analyze almost anything in the material world and to discover the constituent components.

A most important feature of the analyzer is the quantity measuring device that can give an indication of the intensity of the energy radiating from the material being analyzed.

The energy has been named "ELOPTIC", derived from the words ELectricity and OPTICS, because it obeys some, but not all, of the laws of electricity and the laws of optics.

The energy can be refracted through a prism and conducted along light rays. It can be conducted along copper wires, insulated by certain types of materials, conducted through electronic condensers or capacitors, and manipulated in ways similar to that of "conventional electricity".

The energy from a person can be conducted along light rays and implanted on a light sensitive film, and again onto a print made from that film. The print can be moved to any distance away from the person, and it will act as a perfect reproduction of the person, changing from moment to moment as the person changes. It was this principle that we used in order to follow the Astronauts out into space, and test them as they changed due to High "G" stress and to other influences they were subjected to during the flight.

From this short explanation, it should be quite obvious to the reader, that ELOPTIC ENERGY is in no way related to Alpha or Beta particles or to Gamma Rays. ELOPTIC ENERGY does NOT fit into any part of the Electro-Magnetic-Spectrum. ELOPTIC ENERGY operates in a different MEDIA.

It is not the intent of this paper to go into the many additional items of interest pertaining to the behavior of ELOPTIC ENERGY, explanations as to how or why certain phenomenon occur, or attempts to justify the statements that have been made. The purpose of this paper is to describe some of the many test results obtained, furnish quantitative values and other information that should be of interest to those working in the space program and to others who may be interested in the behavior of a most interesting form of energy.

We have been researching the phenomenon of ELOPTIC ENERGY actively for over thirty five years. Until the printing of the Apollo "8" report, we have done little to bring this subject to the attention of the general public. No formal papers have been written for public distribution. The methods and apparatus we used in this project have been patented in three countries.

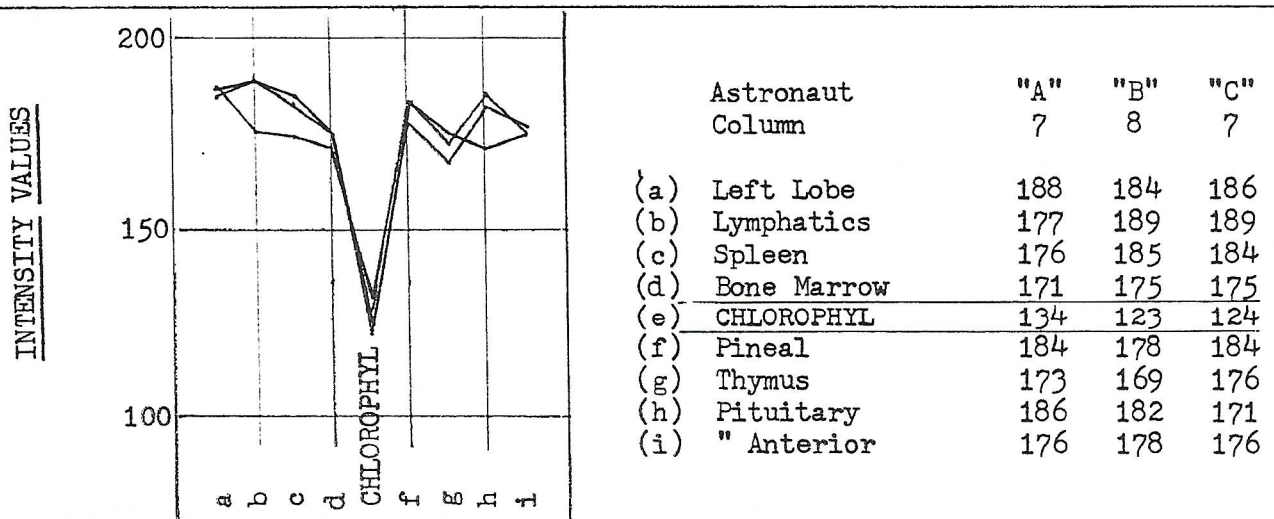
A facsimile of patents from three countries is shown on page 22.

ANALYZING THE TEST DATA

So much information is contained in the Test Data Sheets that it is hard to know what should be mentioned in this short analysis. Some people can look at a column of figures and get lots of information from so doing. Others cannot. For this and other reasons, I have made graphs of some of the most interesting information. In analyzing the data for the men of Apollo "8", I noticed something that might be correlated with the information sent back via telemetry (radio). I have little information as to just what is sent back in this manner but I have heard that the amount of Hemoglobin in the blood is one such item. It is important for the medical men at Houston to know whether there is enough oxygen and not too much carbon dioxide. Perhaps the following graph can be coordinated with their telemetry data.

Refer to the data sheets of Apollo "8" for Monday Dec. 23, 1968 for the three men, column "7" for Astronaut "A"; column "8" for "B"; column "7" for "C". I have shown this as copied from the data sheets and by graph below. In order to make it stand out, I show four other readings before that for Chlorophyl and four after. This shows how difficult it is to isolate important information from columns of figures especially as the columns are on different sheets (one for each man).

NOTE that the CHLOROPHYL readings are quite low for all three men. It has been said that "Chlorophyl is what makes grass GREEN and blood RED". If this is correct, then it is quite significant when the Chlorophyl readings for all three men are lower than normal. I hope that this will be correlated with information received via telemetry. The time within a few minutes is shown at the top of each column.



ADDITIONAL INFORMATION

We are quite willing and ready to furnish as much additional information as it is within our ability to furnish, to any one in authority in the Space Program. We are engaged in research in the field of Eoptic Energy and allied subjects. We expect to produce papers from time to time on various aspects of our work so we do not plan to engage in lengthy correspondence with curiosity seekers. Any one may get on our mailing list for information that may be made available in the future. Write to the secretary of our non-profit corporation:

ADVANCED SCIENCES RESEARCH and DEVELOPMENT CORP. Inc.

8405 N. W. 59th Place, Ft. Lauderdale, Florida 33313

ASTRONAUT "A", APOLLO "11"

Column No.	1	2	3	4	5	6	7	8	9	10	11	12	13	14	15	16	17	18
July Day and Date 1969	M-14	W-16	W-16	W-16	T-17	F-18	S-19	Sa-20	Sa-20	Sa-20	M-21	M-21	M-21	Tu-22	Th-24	Th-24	T-29	S-10
Eastern Daylight Time	2:35 P	8:02 A	9:32 A	3:44 P	10:13 P	11:15 A	3:20 P	3:55 P	5:02 P	11:04 P	1:10 A	10:45 A	1:55 P	5:00 P	12:18 P	12:33 P	3:00 P	2:40 P
Time Into Flight	-			-	+1D	+2D	+3D	+4D	+4D	+4D	+4D	+5D	+5D	+6D	+8D	+8D	-	-
Time of tests (Start in each column)(Finish	2:35	8:02	0001	0612	1243	0147	0553	0624	0731	1337	1540	0115	0423	0730	0247	0307	3:00P	2:40P
	2:46	8:14	0010	0624	1255	0158	0604	0634	0743	1344	1544	0127	0431	0742	0254	0317	3:15P	2:55P
9-49 Gen'l Vitality	128	127	122	127	104	155	156	123	70	178	79	79	102	138	178	160	134	137
2-76 Heart	112	114	119	97	121	163	170	112	85	121	-	92	123	144	172	161	121	156
92-83 Lungs	137	129	106	106	113	151	167	98	76	159	-	79	135	152	189	171	142	152
3-82 Kidney	120	122	122	94	106	136	176	93	80	127	-	74	155	154	179	152	144	166
17-29 Liver	150	149	154	97	95	149	173	90	72	121	-	94	175	153	174	173	151	159
45-29 Liver Lft. Lobe	134	136	171	134	91	164	160	80	76	171	-	85	179	143	188	160	156	153
44-41 Lymphatics	121	160	155	145	76	154	178	87	91	161	-	97	171	155	176	153	152	152
4-95 Spleen	117	121	173	152	117	174	165	90	92	182	-	94	160	159	171	172	149	164
35-92 Bone Marrow	152	136	152	137	112	154	156	97	80	129	-	84	155	149	165	165	139	153
23-25 Chlorophyl	204	149	145	134	101	178	176	92	91	174	-	98	176	140	178	155	142	156
16-28 Pineal	146	135	124	134	93	161	172	90	83	162	-	94	169	152	171	173	155	171
59-77 Thymus	106	126	105	149	89	155	164	86	73	154	-	88	160	167	164	159	149	156
6-87 Pituitary	94	132	96	149	76	173	156	79	87	174	-	93	178	158	181	173	142	176
74-65 Pituitary Ant.	86	126	128	154	72	162	179	72	92	161	-	89	173	152	175	155	153	166
56-23 Pituitary Post.	94	147	158	149	111	153	173	69	81	153	-	89	155	143	170	172	152	153
3-9 Adrenals	91	170	176	102	95	173	168	70	96	178	-	74	178	160	162	169	150	152
33-39 Adrenals Cortex	157	150	152	93	81	193	176	20	87	172	-	91	170	168	177	173	163	144
28-23 Adrenals Medulla	105	143	169	91	111	157	168	60	78	169	-	95	164	158	178	163	153	166
6-81 Thyroid	97	132	211	88	94	174	178	69	92	178	-	86	157	170	176	152	157	162
86-4 Parathyroid	84	144	172	105	91	169	161	64	79	173	-	96	176	156	173	170	140	153
39-24 Pituitid	122	157	153	93	81	157	160	72	93	174	-	89	170	172	167	154	159	178
77-84 Stomach	144	149	108	89	119	171	176	61	102	171	-	96	159	164	178	138	172	166
16-25 Duodenum	153	121	94	107	103	164	173	63	79	164	-	89	177	155	174	152	152	16
13-64 Gall Bladder	107	103	73	95	74	155	176	67	92	176	-	96	171	170	179	157	171	15
9-70 Pancreas	93	152	102	108	103	172	176	72	70	171	-	76	177	169	174	169	166	12
36-35 Pancreas Is.Lang.	149	149	88	122	99	160	171	63	81	156	-	79	166	158	177	152	159	15
8-72 Colon Wall	132	123	153	109	94	170	179	62	68	156	-	91	178	168	174	174	152	17
3-8 Appendix	92	101	96	99	67	155	171	43	84	172	-	89	151	157	164	161	156	16
5-91 Prostate	119	127	72	102	106	176	176	168	126	164	176	76	179	174	178	175	172	17
37-94 Testes	144	145	96	96	123	168	167	178	118	172	184	89	169	168	173	167	166	161
5-62 Nerves	148	128	219	93	230	173	180	39	92	157	-	92	159	156	129	159	159	171
3-23 Neurasthenia	209	198	409	88	240	160	169	27	76	47	-	74	310	157	173	163	174	32
10-81	73	174	85	75	280	72	115	23	90	79	-	64	72	59	-	72	94	76
30-50	332	65	73	104	114	106	77	510	483	38	314	206	77	76	-	222	148	76
10-65	89	114	90	94	360	90	96	73	72	-	-	99	89	69	-	62	300	12
30.5-29	328	84	71	307	61	73	73	264	318	40	200	293	76	77	-	124	174	72
29-33	72	71	89	325	390	107	96	74	87	69	-	77	100	72	-	91	73	8
47-90	16	63	79	85	73	73	72	82	76	11	-	400	91	72	-	93	115	6
4-9	254	91	408	237	360	218	135	42	223	7	-	76	76	90	-	76	92	9
18-36	89	74	73	90	225	74	92	70	86	26	300	293	73	172	-	100	77	7
7.5-9	227	101	93	73	111	99	73	700	415	11	-	112	176	90	-	91	91	9
30-53	404	117	214	223	91	73	96	500	320	10	308	91	210	160	-	76	278	9
58-53	90	104	322	93	83	111	89	82	218	43	-	85	96	173	-	98	243	9
81-53	121	94	511	97	94	101	74	91	214	13	-	96	107	160	-	91	224	8
10-32	-	-	-	-	900	94	98	75	87	6	-	92	91	70	-	86	90	7
12.5-13.5	-	-	-	-	1500	123	86	47	76	31	-	77	73	58	-	76	23	12
38-12	-	-	-	-	900	85	13	70	74	9	-	91	46	72	-	310	43	8
8.5-48	-	-	-	-	1500	85	126	120	92	45	-	97	111	73	-	97	14	10
9.5-85	-	-	-	-	-	-	-	-	-	-	-	1300	119	400	420	415	76	41
9-49 Average	128	127	122	127	104	155	156	123	70	178	79	79	102	138	178	160	134	137
	123	137	134	113	101	164	170	81	82	167	-	85	165	158	174	162	153	16

ASTRONAUT "B," APOLLO "11"

Column No.	1	2	3	4	5	6	7	8	9	10	11	12	13	14	15	16
July Day and Date 1969	M-14	W-16	W-16	W-16	F-18	S-19	Sn-20	Sn-20	Sn-20	M-21	M-21	T-22	T-22	Sn-20		
Eastern Daylight Time	2:47P	8:15A	9:42A	3:56P	12:05P	7:45P	4:07P	11:53P	12:35A	1:00A	11:08A	8:11P	3:10P	2:55P		
Time Into Flight	-	-	-	-	+2D	+3D	+4D	+4D	+4D	+4D	+5D	+6D	-	-	Avg.	
Time of tests (Start in each column)(Finish	2:47P	8:15A	0011	0625	0236	1014	0636	1407	1523	1528	0138	1040	3:10P	2:55P		
	2:56P	8:26A	0018	0634	0246	1022	0644	1422	1525	1530	0148	1049	3:23P	3:03P		
9-49 Gen'l Vitality	127	146	96	147	118	155	34	183	177	76	85	153	153	156		
2-76 Heart	145	155	93	128	136	171	31	178	-		79	159	171	153		
92-83 Lungs	156	145	107	152	152	154	24	177			79	152	174	158		
3-82 Kidney	132	187	138	153	138	174	19	173			76	161	173	171		
17-29 Liver	125	159	122	162	151	157	16	165			93	153	171	159		
45-29 Liver Lft. Lobe	145	151	109	153	172	179	14	174			98	176	176	176		
44-41 Lymphatics	136	155	100	142	155	171	14	173			84	162	169	163		
4-95 Spleen	129	169	94	160	171	154	39	169			93	173	172	175		
35-92 Bone Marrow	124	151	111	152	156	153	57	159			76	164	156	162		
23-25 Chlorophyl	119	164	106	193	174	176	172	178			92	153	176	155		
16-28 Pineal	107	153	95	159	162	157	44	171			96	175	169	179		
59-77 Thymus	133	166	114	152	153	176	26	160			81	168	158	169		
6-87 Pituitary	151	171	132	150	172	171	14	174			93	153	173	168		
74-65 Pituitary Ant.	156	160	125	163	155	165	14	168			83	178	172	159		
56-23 Pituitary Post.	152	152	114	151	178	153	10	176			96	174	174	169		
3-9 Adrenals	175	182	174	141	171	178	9	167			93	166	166	160		
33-39 Adrenals Cortex	130	173	96	191	160	172	4	160			81	178	160	153		
28-23 Adrenals Medulla	146	159	136	159	153	178	26	174			98	171	179	173		
6-81 Thyroid	136	152	115	159	174	171	16	191			93	171	169	179		
86-4 Parathyroid	128	147	108	169	160	165	13	176			80	168	165	172		
39-24 Parotid	143	160	131	153	174	174	9	169			102	159	159	161		
77-84 Stomach	133	151	153	169	169	169	28	159			91	154	155	156		
16-25 Duodenum	124	171	168	149	160	160	22	153			76	176	177	179		
13-64 Gall Bladder	116	156	152	193	173	178	17	179			97	173	171	171		
9-70 Pancreas	145	175	169	159	177	172	12	169			92	164	181	165		
36-35 Pancreas Is.Lang.	111	165	152	197	165	160	20	160			98	156	172	164		
8-72 Colon Wall	102	152	168	197	172	174	15	157			74	173	160	178		
3-8 Appendix	92	169	148	168	164	166	14	171			97	165	173	170		
5-91 Prostate	124	151	164	151	163	175	198	156	173	193	92	171	181	161		
37-94 Testes	148	144	151	147	176	178	176	173	167	194	107	178	173	153		
5-62 Nerves	111	198	211	192	170	172	9	161			92	171	176	174		
3-23 Neurasthenia	96	175	171	188	202	74	3	36			76	69	120	74		
10-81	73	142	236	57	173	111	65	83			99	80	74	97		
30-50	72	84	90	72	159	92	600	67	28	410	200	91	72	74		
10-65	109	73	73	84	310	79	92	73			76	65	96	97		
30.5-29	68	85	91	73	76	111	400	81	14	320	310	106	79	84		
29-33	16	92	122	91	70	93	73	73			92	95	62	106		
47-90	9	74	98	72	94	89	88	75			510	73	71	91		
4-9	9	84	93	92	75	74	223	98	9	400	74	124	72	73		
18-36	89	89	72	72	90	93	96	79			98	93	92	92		
7.5-9	93	64	102	44	73	85	90	99	13	230	190	76	68	76		
12.5-13.5	-	-	-	-	68	96	85	85			93	143	93	114		
38-12	-	-	-	-	-	-	-	95			79	72	73	91		
8.5-48	-	-	-	-	-	-	-	91			95	716	86	79		
9.5-85	-	-	-	-	-	-	-	-			1200	346	167	310		
9-49	137	146	96	144	118	155	39	183	177	76	85	153	153	156		
Average	171	161	132	163	163	168	36	169	-	-	87	166	170	166		
Column No.	1	2	3	4	5	6	7	8	9	10	11	12	13	14	15	16

ASTRONAUT "C," APOLLO "11"

Column No.	1	2	3	4	5	6	7	8	9	10	11	12	13	14	15	16
JULY Day and Date 1969	M-14	W-16	W-16	W-16	F-18	S-19	S-20	TU-22	TU-29	SU-10						
Eastern Daylight Time	2:57P	8:27A	9:49A	7:06P	1:55P	7:34P	4:33P	4:17P	3:55P	3:04P						
Time Into Flight	-	-	-	-	+2D	+3D	+4D	+6D	-	-						
Time of tests (Start in each column)(Finish	2:57	8:27	0018	0635	0425	1003	0702	1148	3:55P	3:04P						
	3:09	9:37	0026	0646	0734	1012	0711	1200	4:06P	3:14P						
9-49 Gen'l Vitality	138	134	128	133	134	149	134	147	127	153						
2-76 Heart	152	145	138	118	131	159	119	156	151	167						
92-83 Lungs	155	152	125	104	151	153	142	147	146	156						
3-82 Kidney	150	152	103	126	159	161	135	166	173	152						
17-29 Liver	143	166	98	172	153	153	128	155	164	176						
45-29 Liver Lft. Lobe	152	143	94	133	160	178	142	173	179	173						
44-41 Lymphatics	143	173	128	149	152	172	148	164	164	158						
4-95 Spleen	156	164	116	146	173	160	141	154	156	174						
35-92 Bone Marrow	146	152	92	154	156	174	155	177	174	164						
23-25 Chlorophyl	145	169	106	163	171	160	152	156	165	178						
16-28 Pineal	157	158	94	171	160	175	153	173	156	173						
59-77 Thymus	140	170	104	153	153	170	152	167	174	177						
6-87 Pituitary	152	152	136	192	169	173	155	165	168	171						
74-65 Pituitary Ant.	163	144	148	182	159	171	149	156	175	164						
56-23 Pituitary Post.	162	175	129	194	168	173	145	152	168	178						
3-9 Adrenals	148	164	103	193	154	160	157	174	159	171						
33-39 Adrenals Cortex	154	176	94	192	175	177	152	159	178	175						
28-23 Adrenald Medulla	134	156	121	169	156	170	149	176	171	179						
6-81 Thyroid	144	179	115	153	172	163	164	166	165	172						
86-4 Parathyroid	136	168	138	164	157	153	155	160	155	164						
39-24 Parotid	127	154	128	168	172	176	149	175	173	157						
77-84 Stomach	118	173	107	153	159	171	144	160	167	178						
16-25 Duodenum	136	163	104	173	176	160	134	176	172	171						
13-64 Gall Bladder	148	179	98	148	164	177	138	170	165	166						
9-70 Pancreas	172	163	116	136	156	171	151	155	160	174						
36-35 Pancreas Is.Lang.	151	147	104	149	174	160	176	177	176	165						
8-72 Colon Wall	152	174	125	168	178	171	171	171	173	178						
3-8 Appendix	117	160	133	151	156	166	154	153	166	172						
5-91 Prostate	108	164	124	169	174	172	172	179	177	178						
37-94 Testes	102	154	149	152	169	177	168	172	171	166						
5-62 Nerves	151	178	170	174	176	165	177	169	176	181						
3-23 Neurasthenia	125	159	215	71	171	205	181	159	171	93						
10-81	115	86	91	84	76	108	80	71	76	85						
30-50	86	37	72	64	91	79	91	69	96	76						
10-65	76	53	92	73	73	73	76	94	169	94						
30.5-29	69	27	79	18	97	90	98	71	69	80						
29-33	206	23	92	89	79	98	92	73	93	97						
47-90	209	12	102	93	125	91	89	96	86	92						
4-9	79	59	207	72	123	73	75	89	96	121						
18-36	208	80	76	93	98	130	96	96	128	112						
7.5-9	116	59	75	82	85	60	80	72	91	94						
	-	-	-	-	-	-	-	-	-	-						
12.5-13.5					72	92	76	99	74	126						
38-12					-	-	72	90	83	173						
8.5-48							89	73	94	73						
95-85							11	93	93	421						
							-	-	-	-						
9-49	138	134	128	133	134	149	134	147	127	153						
Average	139	162	118	158	163	168	150	164	167	170						
Column No.	1	2	3	4	5	6	7	8	9	10	11	12	13	14	15	16

ASTRONAUT 'A' APOLLO "8"

Column No.	1	2	3	4	5	6	7	8	9	10	11	12	13	14	15	16
Dec Day and Date 1968	16-19	5-21	5-21	5-21	5-21	5-21	5-22	M-23	T-24	T-24	T-24	T-24	U-25	M-30		
Eastern Daylight Time	11:00A	6:38A	8:06A	4:57A	2:49P	12:51P	1:52P	4:55A	5:06A	5:22P	7:15P	12:33P	None			
Time Into Flight	-	-	-	-	-	+1D	+2D	+2D	+2D	+2D	+2D	+3D	+4D	-		
Time of tests (Start in each column)(Finish	11:00	6:38	0015	0206	0658	0500	0601	2104	2115			1123	0442	12:05P		
	11:12	6:53	0022	0214	0705	0512	0613					2131	1135	0451	12:15P	
9-49 Gen'l Vitality	119	122	84	124	170	171	184	198	16	188	184	194	181			
2-76 Heart	129	114	98	72	166	168	182			201	177	187	204			
92-83 Lungs	124	86	79	86	159	157	191				173	192	197			
3-82 Kidney	148	111	84	79	165	178	182				171	182	189			
17-29 Liver	129	101	72	91	171	172	177				168	173	172			
45-29 Liver Lft. Lobe	117	98	70	85	160	170	188				183	170	159			
44-41 Lymphatics	99	91	92	201	166	187	177				196	192	173			
4-95 Spleen	108	79	96	175	173	171	176				187	187	182			
35-92 Bone Marrow	116	96	83	166	167	163	171				173	182	171			
23-25 Chlorophyl	106	89	75	146	156	152	134	152	12	172	156	173	157			
16-28 Pineal	122	129	93	95	188	188	184				187	188	181			
59-77 Thymus	134	130	76	63	172	182	173				172	179	169			
6-87 Pituitary	125	196	154	71	169	172	184				187	172	204			
74-65 Pituitary Ant.	114	146	167	60	156	169	176				182	194	187			
56-23 Pituitary Post.	122	136	160	77	172	164	182				184	187	181			
3-9 Adrenals	106	172	172	91	159	151	192				193	184	172			
33-39 Adrenals Cortex	115	152	159	96	186	183	187				187	203	169			
28-23 Adrenals Medulla	138	150	176	89	172	173	179				203	196	157			
6-81 Thyroid	132	148	152	164	159	179	173				189	187	194			
86-4 Parathyroid	137	132	124	176	158	169	182				171	182	186			
39-24 Parotid	146	119	156	137	171	170	173				186	173	178			
77-84 Stomach	128	96	134	126	184	179	186				192	170	172			
16-25 Duodenum	140	85	119	92	171	172	172				174	187	192			
13-64 Gall Bladder	137	105	92	80	164	168	186				171	178	183			
9-70 Pancreas	125	92	84	98	156	164	177				178	172	169			
36-35 Pancreas Is.Lang.	113	129	95	85	174	152	170				168	198	187			
8-72 Colon Wall	157	137	96	74	152	156	183				184	186	184			
3-8 Appendix	167	132	72	98	178	109	153				173	179	174			
5-91 Prostate	136	150	96	91	149	106	166				165	192	168			
37-94 Testes	114	129	77	96	146	121	156				182	185	184			
5-62 Nerves	103	169	196	94	165	103	203				159	197	196			
3-23 Neurasthenia	41	185	300	500	160	106	176				400	171	186			
10-81	400	210	-	-	132	69	75	400	-	500	54	84	196			
10-65	800	310	-	-	151	73	153	182	-	400	166	76	180			
30.5-29	300	400	-	-	121	87	44	400	-	300	400	182	79			
47-90	700	800	-	-	600	500	73	171	-	72	42	209	97			
4-9	154	500	-	-	300	86	173	61	-	600	500	205	70			
18-36	-	-	-	-	-	-	-	-	-	-	60	300	400			
7.5-9	700	134	-	-	73	89	66	800	7	400	300	72	71			
30.5-95	300	400	-	-	118	108	41	500	-	300	500	172	86			
68-41	24	152	-	-	79	78	72	72	-	89	95	220	92			
38-21	200	132	-	-	58	70	57	61	-	64	57	72	89			
10-32	72	300	-	-	82	400	191	700	12	300	310	252	300			
5-78	-	-	-	-	-	-	-	-	-	-	300	301	79			
9-49	119	122	84	124	170	171	184	198	14	188	184	194	181			
Average	126	124	114	104	165	161	177	-	-	-	178	184	179			
Column No.	1	2	3	4	5	6	7	8	9	10	11	12	13	14	15	16

No significant

ASTRONAUT "B_B" APOLLO "8"

Column No.	1	2	3	4	5	6	7	8	9	10	11	12	13	14	15	16
Dec. Day and Date	1968-12-19	1968-12-21	1968-12-21	1968-12-21	1968-12-21	1968-12-22	1968-12-23	1968-12-23	1968-12-24	1968-12-24	1968-12-25	1968-12-25	1968-12-26	1968-12-27	1968-12-27	1968-12-30
Eastern Daylight Time	11:13A	6:54A	7:51A	4:49A	2:16P	11:53A	4:26P	1:01P	4:00A	3:46P	11:30A	10:47P	10:20P	10:32A	10:55A	9:57A
Time Into Flight	-	-	-	-	-	+1D	+1D	+2D	+2D	+3D	+4D	+4D	+5D	+6D	+6D	-
Time of tests (Start in each column)(Finish	11:13	6:54	0000	0158	0625	0402	0835	0510	2049	0754	0341	1456	1421	0241	0304	9:57A
9-49 Gen'l Vitality	99	99	93	118	177	149	186	174	191	197	193	196	198	178	178	182
2-76 Heart	93	96	73	93	108	163	178	182	194	189	186	187	204	174	172	174
92-83 Lungs	89	97	60	89	138	154	187	179	187	177	196	192	212	173	201	179
3-82 Kidney	101	92	124	123	156	136	183	168	184	173	181	182	204	169	188	176
17-29 Liver	112	89	84	148	172	125	174	164	174	198	177	187	188	182	180	173
45-29 Liver Lft. Lobe	96	81	73	137	149	151	186	184	193	209	172	197	182	192	163	170
44-41 Lymphatics	129	114	149	124	168	178	178	189	185	192	186	192	174	196	191	203
4-95 Spleen	112	129	161	148	164	164	172	185	177	186	182	186	181	182	180	188
35-92 Bone Marrow	132	139	152	93	159	159	186	175	196	176	187	193	177	176	174	206
23-25 Chlorophyl	128	147	124	69	168	174	178	123	152	160	176	208	213	164	186	211
16-28 Pineal	127	134	172	97	162	178	185	178	193	192	191	203	194	182	181	187
59-77 Thymus	99	124	134	88	156	168	180	164	198	178	178	201	173	174	198	210
6-87 Pituitary	92	135	210	74	173	153	174	182	202	172	171	196	207	160	178	177
74-65 Pituitary Ant.	81	128	152	76	164	172	188	178	194	181	188	191	187	168	189	173
56-23 Pituitary Post.	97	121	140	92	168	160	173	173	202	174	177	202	176	165	181	171
3-9 Adrenals	88	119	400	72	159	186	184	198	208	166	194	218	191	222	201	189
33-39 Adrenals Cortex	84	112	153	93	171	176	184	169	196	152	189	202	178	228	198	182
28-23 Adrenald Medulla	106	129	162	71	164	160	170	163	198	177	182	194	192	207	196	211
6-81 Thyroid	164	152	156	106	173	119	171	187	193	196	190	189	194	222	201	186
86-4 Parathyroid	98	128	129	96	171	161	182	172	197	161	184	202	187	214	196	181
39-24 Parotid	90	146	210	75	167	118	175	178	201	186	181	204	194	232	214	175
77-84 Stomach	111	128	124	98	157	102	192	168	194	184	177	213	169	66	202	171
16-25 Duodenum	96	147	92	91	171	92	174	152	177	174	178	191	160	60	179	169
13-64 Gall Bladder	123	129	152	154	173	139	187	174	172	166	172	186	178	207	171	178
9-70 Pancreas	106	105	134	158	168	128	181	165	166	184	178	188	169	218	164	173
36-35 Pancreas Is.Lang.	121	93	121	173	175	166	152	175	193	169	192	197	84	37	204	169
8-72 Colon Wall	111	74	84	172	176	132	176	183	196	193	197	171	186	210	169	196
3-8 Appendix	101	72	168	153	151	122	124	136	169	142	168	156	176	174	174	164
5-91 Prostate	96	67	89	98	124	145	118	148	174	173	181	171	172	71	88	204
37-94 Testes	88	73	129	91	125	155	126	152	185	166	183	164	166	75	84	207
5-62 Nerves	83	95	185	71	168	172	173	186	172	186	176	184	192	350	73	186
3-23 Neurasthenia	76	195	148	300	133	223	150	163	500	300	172	178	73	202	83	200
10-81	117	93	-	-	95	69	73	63	600	97	92	170	189	200	-	187
10-65	226	91	-	-	154	151	105	122	42	269	71	173	70	88	-	58
30.5-29	129	73	-	-	89	97	93	64	600	373	92	154	169	400	-	28
47-90	700	900	-	-	1400	708	300	400	64	107	300	44	400	170	-	103
4-9	42	500	-	-	900	400	106	64	76	76	500	18	202	73	-	192
18-36	-	-	-	-	-	-	-	-	-	-	-	-	-	-	-	-
7.5-9	84	93	-	-	72	84	75	71	800	368	91	154	181	72	-	27
68-41	132	93	-	-	72	79	83	80	700	83	300	32	250	73	-	85
38-21	500	60	-	-	91	61	72	53	48	62	92	21	75	80	-	74
10-32	9	51	-	-	85	400	173	400	600	300	400	64	192	400	-	207
30.5-95	-	98	-	-	89	109	92	70	500	600	97	170	156	300	-	45
9-49 Average	99	99	93	118	177	149	186	174	191	197	193	196	198	178	178	182
	105	113	143	107	161	151	173	169	187	177	182	191	182	175	176	184

ASTRONAUT "C8" APOLLO "8"

Column No.	1	2	3	4	5	6	7	8	9	10	11	12	13	14	15	16
Dec. Day and Date	7-19	5-21	5-21	5-21	5-21	5-22	M-23	T-24		T-24	W-25	M-30				
Eastern Daylight Time	11:26 A	7:07 A	8:06 A	10:05 A	2:29 P	12:31 P	1:23 P	5:18 A		6:54 P	12:14 P	11:32 A				
Time Into Flight	-	-	-	-	-	+1D	+2D	+2D		+3D	+4D	-				
Time of tests (Start in each column)(Finish	11:35	7:15	0012	0220	0657	0459	0544	2127		1108	0423	11:32				
9-49 Gen'l Vitality	129	129	72	134	176	176	189	186	16	196	192	186				
2-76 Heart	154	147	93	122	171	159	186			193	187	180				
92-83 Lungs	147	135	85	96	166	176	177			188	203	177				
3-82 Kidney	140	125	92	88	181	158	176			194	191	174				
17-29 Liver	120	153	72	76	176	182	173			186	185	193				
45-29 Liver Lft. Lobe	97	129	89	92	169	163	186			199	190	202				
44-41 Lymphatics	94	123	71	81	176	171	189			190	198	214				
4-95 Spleen	89	152	92	111	170	163	184			199	192	217				
35-92 Bone Marrow	78	141	81	98	171	164	175			39	185	211				
23-25 Chlorophyl	117	171	106	119	167	151	124	154		42	185	218				
16-28 Pineal	137	152	92	132	175	171	184			52	196	206				
59-77 Thymus	152	148	84	104	168	164	176			75	179	217				
6-87 Pituitary	106	156	172	87	167	164	171			186	184	189				
74-65 Pituitary Ant.	124	145	177	78	175	152	176			197	198	184				
56-23 Pituitary Post.	113	152	156	75	168	177	173			184	193	177				
3-9 Adrenals	105	136	176	92	182	172	182			197	190	172				
33-39 Adrenals Cortex	102	127	147	98	178	164	175			184	207	186				
28-23 Adrenals Medulla	97	145	174	86	167	182	168			197	208	181				
6-81 Thyroid	93	146	198	166	177	176	169			185	202	176				
86-4 Parathyroid	91	156	132	173	173	164	175			152	204	174				
39-24 Parotid	88	147	152	160	187	184	170			184	194	189				
77-84 Stomach	116	164	73	147	178	124	192			166	185	177				
16-25 Duodenum	108	142	88	173	164	102	194			152	176	173				
13-64 Gall Bladder	98	152	73	125	164	109	186			122	172	187				
9-70 Pancreas	93	155	85	137	182	92	182			124	171	182				
36-35 Pancreas Is.Lang.	107	144	73	124	178	137	173			186	201	178				
8-72 Colon Wall	95	128	95	97	172	104	193			184	193	198				
3-8 Appendix	90	121	84	92	164	127	183			150	153	183				
5-91 Prostate	119	93	84	111	136	102	159			167	176	202				
37-94 Testes	105	89	73	102	123	132	177			152	171	216				
5-62 Nerves	93	121	58	91	171	108	176			202	169	206				
3-23 Neurasthenia	204	405	500	300	165	126	70			325	178	164				
10-81	96	198	-	-	176	71	86	500	-	132	90	216				
	-	-	-	-	-	-	-	-	-	-	-	-				
10-65	74	700	-	-	152	107	127	196	-	169	170	191				
30-5-29	64	87	-	-	137	66	90	189	-	700	62	72				
29-33	-	-	-	-	-	-	-	-	-	-	-	-				
47-90	27	165	-	-	900	900	300	73	-	75	152	91				
4-9	141	172	-	-	1050	500	132	86	-	600	300	209				
18-36	-	-	-	-	-	-	-	-	-	54	300	196				
7.5-9	11	89	-	-	85	72	68	400	8	900	26	76				
	-	-	-	-	-	-	-	-	-	-	-	-				
	-	-	-	-	-	-	-	-	-	-	-	-				
68-41	600	51	-	-	139	200	67	59	-	41	178	85				
38-21	70	178	-	-	122	66	92	86	-	63	256	98				
10-32	400	141	-	-	76	600	400	500	-	300	216	89				
30.5-95	29	94	-	-	151	95	92	203	-	800	73	98				
5-78	-	-	-	-	-	-	-	-	-	200	72	209				
9-49	129	129	72	134	176	176	189	18	-	196	192	186				
Average	105	139	107	111	170	149	176	-	-	160	204	191				
Column No.	1	2	3	4	5	6	7	8	9	10	11	12	13	14	15	16

No signals

ELOPTIC ENERGY TRAVELS ON LIGHT RAYS IN SPACE

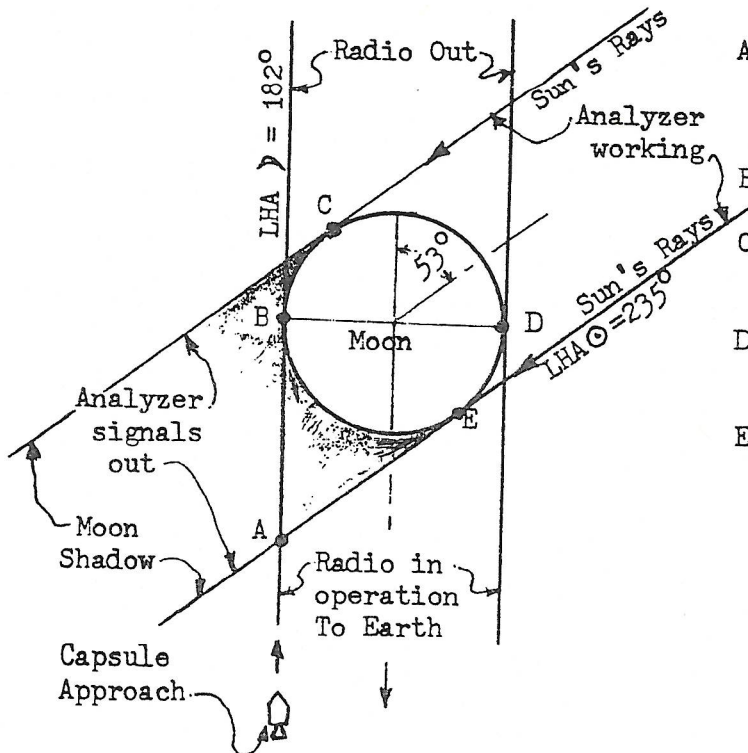
We have known for a long time that Eloptic Energy can be refracted by a prism and that the Energy obeys some but not all of the laws of Optics. When working on the surface of the Earth, we have had no difficulty in transmitting Eloptic signals to any distance desired on this Planet Earth. Night time made no difference, either at the transmitting or receiving end.

As the Astronauts of Apollo "8" went further and further away from the Earth, we became accustomed to the signals being strong without any diminishing of signal strength. One of our most agreeable surprises during the Apollo "8" Flight was the fact, that we could continue to receive their signals as the men went further away from us. Our next surprise came when the signals cut off almost as if a switch had been thrown, as the capsule neared the Moon. I at once tested out the analyzer to try to find why. When the instrument proved to be working properly, I considered just what to do next. We continued to make tests and all at once, the signals resumed as strong as originally. At that time, radio communication was interrupted by the Capsule being out of "Line of Sight" with the Earth. Then the vitality of the Astronaut we were working on at that time, dropped suddenly. We noted the exact time and later found it was due to the higer "G" stress following firing the Retro - Engine for slowing down so they could go into Lunar orbit. Thus, we knew that the engine had fired even though they were not in radio contact with Earth.

I dug out my Nautical Almanac, made a time diagram of the Sun and Moon positions at the exact time of losing Eloptic Signals and found that it was just as the Capsule went into Moon shadow or darkness. Thus did we prove that Eloptic Signals travel on Light Rays out in Space. The first outage period was approximately 43 minutes. This time out dropped to 33 or 34 minutes for the time our signals were interrupted.

For any students of Celestial Navigation who wish to check this, I have shown on a diagram, the relationship of Sunlight to the time of signal interruption. This also shows when Radio signals were interrupted.

CONDITIONS AT THE TIME SIGNALS FIRST STOPPED. Dec. 24, 1968 @ 4:13 AM EDT (+2D + 2113 TIF), Lo = 80°; ZD = +5; GMT = 0913; LHA of Sun = 235°; LHA of Moon = 182°; Diff. = 53°; Sun was 53° west of the Moon. NOTE Earth North Pole is shown UP.



- A = Location of Capsule when we first lost signals in Analyzer. when Capsule went into darkness.
- B = Capsule location when Radio went out.
- C = Location when Analyzer signals returned, Capsule into Sun Light again.
- D = Capsule location when Radio signals came back into operation.
- E = Capsule in smaller orbit where Analyzer signals were lost later.

NOTE - In the larger orbit, signals were out approximately 43 minutes. In the smaller orbit the time out was approximately 34 minutes.

UNITED STATES PATENT OFFICE

2,482,773

DETECTION OF EMANATIONS FROM MATERIALS AND MEASUREMENT OF THE VOLUMES THEREOF

Thomas G. Hieronymus, Kansas City, Mo.

Application October 23, 1946, Serial No. 590,020

PATENT SPECIFIC

Date of Application and filing Complete Specification: _____

No. 18866/49.

Complete Specification Published: _____



Index at acceptance:—Classes 37, A19x; and 40(iii), A5

COMPLETE SPECIFIC

Detection of Emanations from Material quantities of said M

I, THOMAS GALEN HIERONYMUS, of 417 East 70th Terrace, Kansas City, Missouri, United States of America, do hereby declare the nature of this invention and in what manner the same is to be performed, to be particularly described and ascertained in and by the following statement:—

10 This invention relates to the art of detecting the presence of and measuring the quantity of any of the known electro-chemical series of elements of material matter, or the combination of two or more gaseous forms at ordinary room temperatures and without special treatment or requiring any change in the material under observation.

The primary aim of the invention is the provision of apparatus for detecting the presence of any element or combination of elements that may be in the substances under observation and to determine the quantity thereof.

25 This invention has for a still further object to provide means for detecting the presence of and analyzing and measuring the quantity of elements or combination of elements in the substance under observation and analysis of the nature and analysis of the substance from the

THE CANADA PATENT OFFICE

PATENT No. 486,008

ISSUED AUG. 26, 1952

Detection of Emanations from Materials and Measurement of the Volumes Thereof

Thomas Galen Hieronymus, Kansas City, Missouri, U.S.A.

Application July 11, 1949, Serial No. 590,020
13 Claims

art of detecting the intensity or electro-chemical elements, whether in a laboratory room or element or real under elements or combinations of two or more of material matter may not only be carried of material conductors and handled in a manner similar to an ordinary and handled in a manner similar to an ordinary electrical current, but may be affected by electrical capacity inductance and resistance. The radiations may also be refracted, focused, diffracted or otherwise manipulated in the same manner as the radiations of the visible spectrum. Accordingly, therefore, this invention has for one of its aims to provide an instrument for handling them and measuring their presence, analyzing the radiations, identifying of one or more of the known elements may be determined from the character of the radiation and the values read from the appropriate scales forming a part of the instrument.

Other objects of the invention will appear during the course of the following specification, referring to the accompanying drawing, wherein: Fig. 1 is a schematic and diagrammatic view illustrating an instrument for detecting the volumes from materials and measuring the present thereof, made in accordance with the present invention.

2 is an enlarged detailed fragmentary schematic view illustrating a portion of the instrument in Fig. 1.

3 is a fragmentary elevational view of a scale in connection with the instrument, the scale readings into identifiable diagrammatical view of a radiation refracting part of the instrument.